

Next meeting

August 23, 2018 @ 6:30 pm

St Thomas Episcopal Church
Springdale



SEW HERE WE GO!

A Message from Our President

Greetings All!

Well this month is on its way to being over and then Fall will start. Fall is my favorite time of year. Couldn't tell you why; maybe it's all the mums and pumpkins that are all around. But one thing I liked about this time of year was the county fairs. My grandmother Vivian lived on "B" street in Muskogee and at the end of that street was the fairgrounds. We'd sit on the front steps and watch the trucks taking the rides down to the fairgrounds. And then as a family we'd load up and go and ride the rides, look at the livestock and other exhibits including the quilts. Didn't pay much attention to them as I was more interested in the rides and the cotton candy! Now it's one thing that I do enjoy looking at.



It's funny how looking back things that seemed so ordinary at the time turn into some of your fondest memories. Like the grandmothers and great aunts working on quilts and do all kinds of handwork. So if you get a chance, go to the county fair and look at the quilts and have a Funnel cake!

Lots of things going on this month, the speaker is Shannon Brinkley and she is going to give a workshop on Friday called "Scrappy Applique." Please contact Lori Jones if you're interested. There is a Quilt show Meeting on August 20th at the Springdale library at 6:00 pm. Cuddly quilts is needing pillow cases as well as quilts. The ladies have several kits that are ready to cut and piece together. And Thread Therapy will be vending so maybe you'll find a new treasure to take home with you. Well better run and get ready for work in the morning

TABLE OF CONTENTS:

Sunshine/Shadows	P2
Block of the Month	P2
Benton County Fair	P3

Board Meeting	P4
Guild Meeting	P5
Super Saturday Sew In	P8

SUNSHINE & SHADOWS

*Adele Atha is all smiles as she welcomes her new granddaughter Adelyn Elizabeth who was born August 6th to her daughter Kristen and husband Mike Cavette. She weighed 5 pounds and 11 ounces and is doing great. She will also be spoiled by her great aunt Suzanne Kittrell.

*We are sad to have lost a wonderful and caring quilting friend, Debbi Moore. Debbi took on the challenge of our guild quilt show - and she didn't even quilt then! She did a great job for 3 shows and also learned to quilt as well. Her mother,

Stella Day, taught her to quilt and also was by her side helping with every show. They were always together. If you would like to send Stella a card you can do so at the following address:
Stella Day

Morningside of Springdale

672 Jones Road, Apt. 113

Springdale, AR 72762

*Jeanette Strickert underwent another surgery and started chemo. We wish Jeanette a speedy recovery.

*Rebekah Greenlee is recovering from shoulder surgery. Wishing you fast healing.

*Raymond Williams is also recovering from shoulder surgery. Also wishing you a speedy recovery.

August Birthdays

Leslie Jones	Aug	2
Cheryl Mitchell	Aug	7
Sharon Holladay	Aug	10
JoeAnn Conlon	Aug	12
Sheena Johnson	Aug	12
Laura Speer	Aug	15
Leeanna Walker	Aug	15
Suzanne Kittrell	Aug	17
Kathy Russell	Aug	17
Janet Rice	Aug	25

AUGUST SPEAKER - Shannon Brinkley presenting "Scrappy Applique"



"Hi there! I'm an author, designer, and international speaker/teacher based in Austin, TX. Author of the book, Scrappy Bits Appliqué, I design quilts & fabric and teach my unique techniques to quilters all over the world. I'm a

former elementary teacher and current mom, wife, and guacamole lover."



There is still space left in the Shannon Brinkley workshop for August as well as the Kelly Cline workshop in September. Contact Lori Jones to sign up. 417-434-0329.

BentonCounty Fair Quilt Department 2018

Congratulations to Q.U.I.L.T of NW Arkansas Guild member Sharon Phillips. Sharon won multiple awards with her entries. Here are some of the Fair Exhibits



Most Items Entered In Quilt Department: \$25 from Village Quilting

BRING YOUR ROUND ROBIN PROJECTS TO THE
MEETING THIS MONTH! IT'S TIME FOR THE LAST
TRADE! ☺





Believe it or not - the Quilt Show is coming up faster and faster!

In eight months we will be talking about how great it was. Things we all need to be doing to get ready for the show:

1. Country Store - Clean out your sewing room and destash. In the past years lots of folks made some really nice small items, like pin cushions, etc., to sell as well. Please consider doing that for this show as well. Janet Rice will be letting everyone know about any specifics, but for now destashing and thinking about fun small projects to sell will help.
2. Quilt Challenge — if you haven't looked at the information - go to the blog and check it out.
3. Susan Cleveland will be at the quilt show and will be teaching some amazing

classes. More information about that in the next newsletter.

4. Raffle Tickets - If you haven't picked up any raffle tickets to sell, please get them at the next meeting.

5. Children's corner - some of the other area shows have a table or two of activities for children. If this is something that sparks your interest, please let me know. We will need someone to head this up. **Why do we do this?** This is the major fundraiser for the guild. It allows us to bring in many wonderful instructors and to have the resources available to share with the community - i.e. quilts for the Children's Hospital, prizes for the county fairs, donations to other organizations, etc. The meeting for the Planning group will be at the Springdale Public Library on Monday, September 17 at 6:00pm. If you are interested please come.

BOARD MEETING MINUTES August 6, 2018 @5:50pm

Members present: David, Tina, Mikki, Lori, Laura, Roberta, Cindy

*Jeanne Rohde has resigned as Treasurer. Tina will serve as interim Treasurer until other arrangements are made.

*Programs: Lori

For the workshop with Kathy Kanzier last month, 6 people signed up, but only 5 showed. The class was well worth our while. In July Shannon Brinkley will be doing a 6-hour "Scrappy Applique" class. \$40 for the class, \$30 for the optional kit, \$20 for the book if you don't already own it.

In September Kelly Cline will do a workshop on Wednesday, Sept 26th "Quilting Vintage on a Domestic Machine" Class is \$45

Kelly's longarm class will be Thursday Sept 27th at 10am at B-Sew Inn (3-hour class) Michelle Wilkie is presenting "Modern Paper Piecing" in October

**Thread Therapy* will be our August Vendor, and she is bringing fabric on bolts.

*Laura Speer discussed entering our top 8 quilts from the Quilt Show 2019 in the AQS contest in Grand Rapids, MI. Submissions are done online, with a fee of \$10 to enter. The return shipping is costly at around \$150. This will be a guild project, and will be further discussed at the monthly meeting.

*For the quilt show in 2019 we need to order more fabric and ribbons for curtains. We also need to rent a stage. We have

engaged Springstreet Grill for the food.
Ribbons cost the guild around \$200.

*We are looking into using the "Square" for credit card transactions. This is a charge-per-swipe arrangement, keeping the guild's fees to a minimum. This could be used for lots of other transactions at the guild, including membership fees.

*Cuddly Quilts has announced that the AR Children's Hospital is accepting pillowcases as well. One suggestion made: make a pillowcase to match the quilt.

We are still committed to donating our work to the other area charities we have been involved with in the past.

GUILD MEETING MINUTES July 26, 2018

The meeting was called to order at 6:35pm by our vice-president, Tina Lockwood.

Membership is 143 members, of whom 54 were present tonight.





New Members: Jan Printz from Siloam Springs, Georgia Sadler from Rogers

Guests: Liz Foster (visiting Lila from MO), Maureen M (WI), Maggie Mitchell (Lowell), Stephani Hudson & Tina Welch, Rebecca Brown (W Siloam Springs), Joan Dozier (Bella Vista)

Tina shared that she became interested in quilting when she saw the quilts donated to the school for guide dogs with which she was involved.

SUNSHINE: Debbie Wheeler welcomed her 4th grandchild, Owen Jayce!

SHADOWS:

-  Nora Krein & Joy Williams lost Lyman Williams (brother & father) recently
-  Donna Murray's husband Jim is home & healing nicely from his fall.
-  Raymond Williams had shoulder surgery
-  Amy Rollins had to leave before the meeting got started as result of her husband's urgent call to meet him at the ER. Turned out it could have been a minor stroke.

The Quilt Show meeting is every Third Monday of the month at the Springdale Library at 6pm.

SUPER SATURDAY SEW-IN Saturday, 7/30/2018. The trees quilt will be fun!

Next SSS will be in September, the Lock Block, an original taught by Natalie McCrory.

Cuddly Quilts is asking for standard pillow cases, as well as the usual quilts to be donated to the Children's Hospital.

Upcoming Retreats:

1. Missouri Start Quilt Company
2. Grace's retreat at Lake of Fayetteville Sept 8-9
3. Liz's retreat at Camp Egan Oct 12-14



Lori Jones read a "thank you for the red white and blue fabric for her Quilts of Valor" letter from Sandy King.

For the workshop with Kathy tomorrow, just bring scissors and your sewing machines.

Mikki brought the current membership directory, and guild pins for those who had paid the \$5.

Lila Rostenberg won the 29 Blocks of the Month.



Kathy Kanzier – “QUILTS WITH GREAT EDGES:

Good Evening!

If you are going to collect quilts, choose a theme; it makes the hunt fun.

My collection? Quilts with unique edges.

The slide show depicting the history reproduction of a black quilt presently hangs in the Professional seamstresses cloth quilts first to perfect their



and development of quilting began with Kathy's sampler by Emily Munroe made in 1865, which Massachusetts Museum.

practiced their stitches on petticoats and whole techniques before applying them to ball gowns.

The English did a lot of hexies and paper piecing. Then came the medallion style quilts.

A lot of the American Revolution had to do with fabric. We were granted the recipes for dyes

from Europe and England, and we began to produce our own textiles here.

The fabrics produced in the 1870s were heavy on the reds, browns, and pinks Here we see the T-quilts, too. The quilts had two corners missing so they would fit on poster beds.



Women often gathered to sew, quilt, knit together.

When Singer produced the hand crank machines in the

1840s, it was possible to do more alone, making sewing bees less frequent.

Crazy quilts show off their fancy embroidery stitches. The Amish showcased plain pieced quilts in 1880 with elegant quilting. The late 19th century brought in the Ozark Cobblestone quilts.



Brides received whole cloth quilts, and the one pictured had a crocheted edge.

This daffodil quilt is prairie points, and webs!

The Chinese fans scallops from the



finished with quilted in spider

were bound with fans.



This 1950s quilt made of hearts has a

edges are hearts that match the appliqued ones. The names of the teachers and students at that school are embroidered on it. Too bad none of their offspring



wanted it. I love it! The Southern Colonial girls finished with prairie points are a variation of the Dutch girl & Sunbonnet Sue.





This yo-yo quilt is stitched to a piece of muslin, so it is not so fragile. (My grandmother always wanted to make a yo-yo quilt. She had maybe 40 circles made, and then never did anything with them because she developed Alzheimer's disease. I think of her every time I see one made up! cp)

And then there is a variation of the flower garden, "Fields of Diamonds." The binding was feather stitched.

Some of the quilts were finished off with ric-rac.

There was one done with a lamb's tongue edge, as well.



**SPECIAL THANKS TO RAY, RAIJA LORI, ETC,
FOR SHARING THEIR LOVELY SHOES
IN EVERY PICTURE!**

AUGUST BLOCK OF THE MONTH

WANDERING NINE PATCH

Cutting instructions:

Cut 3 – 2.5" blue squares (solid or print)

Cut 2 – 2.5" white squares

Cut 1 – 3" white square

Cut 1 – 3" blue square (solid or print)

Piecing instructions: Halfsquare triangles with right sides together (3" white + 3" blue), draw a line diagonally corner to corner, and sew $\frac{1}{4}$ " from the drawn line on each side of the line. Now cut on the drawn line and you will have two half square triangles (blue and white). Press to the dark side and trim to 2.5 inches.

Piece together the nine-patch as shown, joining 4 squares to make the design.

You may enter up to 5 blocks for the drawing.

You may also inverse the blue and red to create a companion block to make the above block.

If you have any questions, call Tina Lockwood at 479-751-4555.



ANNOUNCEMENT BY PATTY RODGERS:

Linda Pumphery is teaching a class using "Red & White" pattern at Pieces N Patches meeting on September 17th.

The class will be \$30. The book with pattern is \$25. The fabric kit is \$30.

Total of \$85. Please give Patty Rodgers a call to confirm a spot in the class. (Patty's number is. 479-340-2757.)

If you are a member of Club Pieces N Patches, your total will be \$55 for kit and book.



SUPER SATURDAY SEW IN



The September Super Saturday Sew In will be a class by Natalie McCrory who will be teaching the Lock Block quilt. This quilt is very simple, quick to make, and is very forgiving. It can be made in several sizes and can be made using either a jelly roll or scraps. You should try to choose fabrics that have nearly equal amounts of light, medium and dark fabrics. Contrast is important!

The class will focus on the version using a 12 inch block. The lap sized version (48x60) uses a 40-piece 2 ½ inch jelly roll – exactly! A crib sized quilt would use 24 strips 2 1/2 inches wide by width of fabric.

Cutting instructions will also be given for a 9 inch block which is the size used for the sock monkey quilt and a 6 inch block. Both of these sizes use narrower strips of fabric than a typical jelly roll. A materials list will be posted on the blog at a later date.

Cost of the class is \$10, and you can sign up with either Amy Rollins or Natalie McCrory.

Date: Saturday, September 21 - Time: 9:00 – 3:00

Location: First Presbyterian Church, Rogers



LOCAL QUILT SHOWS

Belle Point Quilters Guild, Fort Smith, Oct 5-6

Little Balkans Quilt Guild-Pittsburgh, KS – August 31-September 1

Lees's Summit Quilter's Guild – Lee's Summit, MO – October 19 & 20

Ozark Piecemakers – Springfield, MO – September 27-29

*****QUILTERS RETREAT**

September 13-15

AT Valley View Baptist Church, Eureka Springs

Contact Geniece McCall @ 479-981-4132

LOCAL GUILDS INFO.

Group	When	Where	Contact
Dogwood Quilters	1 st Saturday of the month, 9:30am – 3pm (bring a sack lunch	First United Methodist Church, Siloam Springs	Suzy Mathews, dogwoodquiltersquild@gmail.com
Loose Threads	1 st Wednesday of the Month, 9:30am	Washington Co Extension Office, Fayetteville	Carla Gay, (479) 305-8336
Modern	3 rd Tuesday of the Month, 6:30pm	Southside Church of Christ, Rogers	Elizabeth Ray, nwamqg@gmail.com ; nwamqg.blogspot.com
NWA up in Arms Longarm Guild	2 Wednesday of ODD Months. 1pm-3pm	Southside Church of Christ, Rogers	April Wells (479) 233-1835
Pieces 'N Patches	1 st Monday of the Month, 12:30pm (lecture); 3 rd Monday of the Month, 10am (workshop)	First Presbyterian Church, Rogers	Denise Galinas, dkgelinas@hotmail.com or (479) 531-2597
Calico Cut-Ups	4 th Monday of the Month, 1pm	First United Methodist Church, Bella Vista	Laurie Davis, bobandlaurie14@gmail.com ; (402) 850-8742
Sew Happy Quilters	2 nd Saturday of the Month, 10am – 2pm	Harris Baptist Church, Elkins	Martha Brown, (479) 387-8138 or dardabrown@msn.com



Connect with us! Quiltguildnwa.edublogs.org



Q.U.I.L.T. Guild of Northwest Arkansas OR



NWA Quilters