




Flying Needles

				
The Q.U.I.L.T. Guild of Northwest Arkansas				
QUILT GUILD OF NW AR PO Box 1364 Springdale, AR 72765 https://quiltguildnwa.edublogs.org				
NEXT MEETING April 25 th at St Thomas Episcopal Church				

LETTER FROM THE PRESIDENT:

Good Morning Everybody!

Wow the weather has taken a 180, and the TV is showing that its 38* outside! Almost ready to turn the heat back on and warm up, but I will stay under a quilt to stay warm. Would've helped if I had closed the windows last night, but I didn't. Well another quilt show is over, and this year's show was Fantastic! We had lots of beautiful quilts and great vendors. I want to thank the Ladies of the Quilt Show Committee and especially the Chair, Laura Speer, for all the hard work that they did putting everything together.

Do you get inspired by going to a quilt show? I do and I get all kinds of ideas and get excited to start a new project and start digging thru the stash to find the right fabric for my project that I have in my mind. Well we all have 2 years till the next quilt show so we have a little time to work on projects for then.



This month's speaker is Liz Granberg-Jerome and she'll give a workshop on Friday called "Hexified Panel Workshop," then next month is the Airing of the Quilts. Well I need to get another cup of coffee and then start working on a new project. --David

APRIL BIRTHDAYS

4	CINDY ASKINS
6	MARGIE LANGANKE
10	CHERYL CARTER
21	KATHY TURNER
23	ANN ADAMS



BOARD MEETING – APRIL 1, 2019

Present: David Moran
Tina Lockwood
Cindy Peter
Mikki Stone
Roberta Harris
Laura Speer

Membership: Two members added at the last meeting

Quilt Show: 5 gift cards and a case of ½ pint jars of preserves have been donated for volunteers.

The show was announced on NPR this morning by Ozarks @ Large.

We will buy enough food for Thursday setup.

Motion to buy bins to store the sheets donated for the judging process was approved by all present.

TREASURER'S REPORT

Q.U.I.L.T. of NW Arkansas 04/12/19
Profit and Loss Standard
March 2019

Ordinary Income/Expense
Income

Cuddly Quilts Donation 5.00
Interest Earned 33.55
Membership Income
Membership Dues 750.00
Total Membership Income 750.00
Newsletter Income
Advertising 50.00
Total Newsletter Income 50.00
Other Types of Income

Miscellaneous Revenue 20.00
Total Other Types of Inco... 20.00
Program Income
Workshop Income 75.00
Total Program Income 75.00
Quilt Show Income
Table Rental 44.00
Registration 1,142.00
Jazz Raffle 116.00
Class Registration Income 460.00
Ribbon Sponsor 25.00
Advertising 1,600.00
Quilt Raffle Sales 487.00
Total Quilt Show Income 3,874.00
Total Income 4,807.55

Mar '19
 Expense
 Square Fee 0.69
 Administrative Expense
 Edublog 39.95
 General Liability Insurance 131.00
 Total Admin Expenses... 170.95
 Programs Expense
 Hotel 1,031.42
 Meals 33.33
 Mileage 277.29
 Speaker Fee 300.00
 Total Programs Expense 1,642.04
 Properties Expense
 Dowels 54.05
 Slat Wall Hangers 106.86
 Total Properties Expense 160.91
 Quilt Show Expense
 Judging 900.00
 Office Supplies 58.27
 Supplies 163.64
 Total Quilt Show Expense 1,121.91
 Venue Rental Expense
 General Meeting 150.00
 Total Venue Rental Expense... 150.00

TOTAL LIABILITIES & EQ... 37,035.95

Total Expense 3,246.50
 Net Ordinary Income 1,561.05
 Net Income 1,561.05

Q.U.I.L.T. of NW Arkansas 04/12/19
Balance Sheet Standard
As of March 28, 2019

ASSETS

Current Assets
 Checking/Savings
 Money Market Account 32,922.67
 Operating Account 1,235.72
 Raffle Account 2,877.56
 Total Checking/Savings 37,035.95
 Total Current Assets 37,035.95
 TOTAL ASSETS 37,035.95

LIABILITIES & EQUITY

Equity
 Opening Balance Equity 41,054.00
 Retained Earnings -3,104.54
 Net Income -913.51
 Total Equity 37,035.95

MARCH GUILD MEETING

The meeting was called to order at 6:30pm by David Moran.

Members present: 55

One new member signed up, and one renewed.

The officers presented to the board last month were approved by unanimous vote by the guild.

Laura Speer thanked all those who volunteered to help for three days while our quilts were judged.

If your quilts were in pillowcases, you will find them in a pile after the show.

Business Meeting: Motion was made to approve Treasurer's Report as listed in the February Newsletter. Anita Crosby made a motion

to approve it, followed by a second by Diana Springer.

Motion was made to approve the February Board Meeting Minutes as recorded in the February Newsletter. Karen Harmony made a motion to accept them, followed by a second by Charlotte Ralston.

March Speaker: Lesa Erlandsen – “Making YOUR Best Quilt”

Yes, I judged your show. I am pleased to tell you that your quilts are competitive with any other group’s quilts. I thoroughly enjoyed the whole experience. (And her favorite color is lime green!)

That being said, I have this announcement:
(Sign)

***TO SAVE TIME, LET’S JUST ASSUME
I’M NEVER WRONG!!***

When you walk into the show, what is the first thing you notice? COLOR!

Next you will notice the mistakes...

These two elements never change.

A judge decides the results of a competition.



An appraiser gives an expert estimation of the value of an item.

These are the things judges see:

- Visual Impact – The quilt should draw you in from a distance AND stand up to your expectations close up.
 - The appearance
 - The design
 - The use of color
 - The preparation to make it show ready



- When you choose your fabrics, take a picture of them, then look at them in black and white to see their values. Then take a photo of the finished quilt.
- Be sure and clip all threads, remove the cat hair, loose threads, etc.
- The quality of fabric and designs add value to your quilt.
- Execution of Technique/Workmanship
 - Do all of your points match? If need be, do the points by hand to be sure then match, then finish the seams by machine.
 - Are the edges on appliquéd pieces smooth?
 - Does the thread match or compliment the color of the piece?
 - Does it hang straight? Change the needle in your machine every day.
 - Use the proper tools
 - Appropriate thread color
 - Sharp rotary blade
 - Undamaged ruler
 - Press often
 - Keep points sharp
 - Make sure straight borders are cut straight with the grain. The long grain does not stretch.
- Execution of Quilting

- If you stitch in the ditch, stay in the ditch.
- Make sure your tension is controlled.



- If you move too fast while stitching, the underside will show feathers.
- Keep your stitches even front and back with no knobs. Even stitches are better than small.
 - Make sure start and stop are well handled.
 - Fill the spaces well, but remember more is not always better.
 - Use a quilt design that matches, compliments, or completes the pattern
 - Uneven amounts of quilting can cause the quilt to be uneven. Keep it consistent

SLOW DOWN
PICK OUT YOUR OWN COLORS



HAVE FUN

- Custom quilting catches the judge's eye over edge to edge quilting. It costs more, so it adds value to the quilt
- The Back of the Quilt
 - Make sure it is smooth, and there are no puckers
 - The judge likes to see the stitches on the back, so don't hide them with busy backing
- The Overall Effect
 - Is the edge straight? Make sure before you bind it.
 - Is the binding cut straight and even? Bias binding may be a better option.
 - Block the quilt.
 - Does the batting reach all the way to the edge of the binding?
 - Are the corners 90*? If not, maybe round your corners
 - Are the corners of your butted binding bulky?

These are the Quilting Treasures who were honored at the quilt show. There was a display in their honor, and they shared a number of quilts and stories with us at a bed turning on Friday. They are Joan Beyette, Paula Mariedaughter, Lila Rostenberg, and Sandra Vetter.



TOMORROW'S HEIRLOOMS 2019

QUILT SHOW 2019

The show was a success! We moved from a 13,000 sq ft building to one with 45,000 square feet. This gave us a lot more room. We were able to spread out the aisles so that you could really stop and see the quilts - even back up so you could see them even better.



Wednesday we had volunteers - led by Kathy Turner, Tina Lockwood, and Janet Price - who picked up the equipment and supplies we had stored for the show and brought them in a U-Haul truck to the event center. Roberta and Richard marked the booth parameters for the quilt show vendors and got ready to welcome them on Thursday morning.

Thursday we had even more volunteers - led by Kathy Turner - who laid out the pipes and drapes and then proceeded to set them up. Quilt show vendors showed up and began setting up their booths. We then had folks who came behind them to hang the quilts. The black ribbons that we made this year worked really well - the information cards and award ribbons hung from those. By about 8pm the quilt show was up and ready to go.



Friday and Saturday went off without a hitch. 911 people paid to attend the show. If you count in the vendors and the volunteers, we had more than 1,000 people attend the show I am sure. Susan Cleveland was funny and a great teacher - all of her programs were well received. I will never forget "don't sew through the crotch!" (I will explain that later.) The quilting treasures program was wonderful - so many beautiful quilts and stories. Everyone also enjoyed the special exhibits we had - Hand Quilted

Quilts (Paula Mariedaughter & Joan Beyette), Quilts of Valor (Charlotte Ralston), the Kimono exhibit (Margie Langanke), the quilting memorials, and the children's quilt exhibit. The Country Store was very popular, lots of raffle tickets were bought, and the small quilt auction was sooo cool! Spring Street Grill provided a tasty array of foods to stave off your hunger.

Congratulations, again, to Sherri Fandrich (Best of Show), NW AR Modern Quilt Guild (Judge's Choice), Karen



Harmony (Mayor's Choice) and Eiko Roby (Viewer's Choice). These were just a few of the 300+ quilts that were displayed at the show.



Congratulations to Dane Workman for winning the raffle quilt. Kudos to Janet Rice for winning the Baby Lock Jazz sewing machine package that was donated by B-Sew Inn.

This quilt show was truly a team effort. Everyone pitched in - from making the hanging ribbons, drapes, country store items and award ribbons; allowing us to "drop" our quilts at their local businesses; hauling quilts to the judging; working at the judging, wrapping and hauling quilts to the show; attending what probably seemed like an endless number of quilt planning meetings; finding vendors; creating documents and signs; publicity; hanging and taking down the show; and the list goes on and on until we returned the U-Haul at 10pm on Saturday night.

I must give round of applause and a special thank you to all of the men who came out to help us set up and take down the show - we really could not have done this without you. Michele Richano, a friend of Kathy Garringer, brought her two sons and three of their friends to help us take down the show - they were amazing!



If you have any questions or suggestions about ways to improve the show (for 2021), please don't hesitate to email me or call me.

Good job, everyone. Laura



For all the volunteers of the Quilt Show XVII

Up to 120 will receive a Jar of House of Webster Jam or Spread.

There will be a drawing of prizes donated
YOU MUST BE PRESENT TO WIN!!!

Please attend the meeting April 25th.
Roberta Harris, Quilt Show Co-Chair



PROGRAMS 2019

April	Program: 4/25/19 – Adventures With 60 Degree Triangle Quilts by Liz Granberg-Jerome Workshop: 4/26/19 – Hexified Panel
May	Airing of the Quilts: 5/23/19
June	Gingiber – Stacie Bloomfield (Tentative) Program: 6/27/19 Workshop: 6/28/19
July	Christa Watson Program: 7/25/19 - TBA Workshop: 7/26/19 - TBA
August	Judy Irish Program: 8/22/19 – Dazzling Doodle Designs Workshop: 8/23/19 – Machine Quilting and Thread Play

APRIL WORKSHOP

Fellow Workshop Attendees,

Here is your supply list and options for selecting a kit from Liz.

The workshop is from 9:30-3pm at Emmanuel Lutheran Church in Fayetteville on Zion, Friday, April 26th.

The charge is \$45 for the class and \$25 for the kit.

She will teach you the technique on a small scale for this one day class, so that you can use her technique to make a larger quilt. (I know some of you have bought 7 panels to make a larger quilt and I'm not sure how that information got out. Using 7 panels in a workshop requires a two day workshop.)

Lori Jones will be at the workshop as your Programs Chair to assist you. I wish I could be there with you. I had planned on being there but Paducah is the same week. If you haven't paid yet, you can pay Lori at the workshop.

Have fun! - Tina Lockwood -
714-812-6985 cell

Hexified Panel Quilts

Mini Workshop Supply List

Assembling Units, Layout & Construction

A guide to turning panels into spectacular quilts

What you need:

- Sewing machine in good working order (with manual)
- 1/4" quilting foot and/or 1/4" sewing guide for accurate piecing
- Neutral #50 cotton thread for piecing
- Rotary Cutter with new blade and self-healing cutting mat
- 6-1/2" x 24" ruler
- Pins
- Scissors
- Iron and ironing mat/table
- Small design wall for layout. For the minis, a piece of batting or flannel about 24" square should be sufficient that can be used on a tabletop.
- Fabric



Precut kit of 12-15 sets of 6 triangles and a panel block to frame + pattern. \$25

NOTE: For those who would like to practice the layering and cutting, bring a cutting mat, rotary cutter, and a 60* triangle ruler, preferably with points on all three corners. The Clearview or June Tailor 60* triangle rulers work well and have points. Other 60o triangle rulers that have a flat top and two corners with points can work.

The layering and cutting will be demonstrated during the workshop for those purchasing the larger, wall hanging size kits.

Quilt Show Special

Edition Next Month!

ADVERTISING + SERVICES

I am opening my own longarm quilting shop, "Laurie's Longarm Quilting & More". I have worked with Pat Coppola at Village Quilting for the past 10 years and she, I feel, has taught me well. I won't officially start until after Village Quilting finishes up business, but I will be in the same building, the northern end, #103. I am able to take in quilts at this time so I'll be ready to start up quickly. For now, you can call me at my new number, 479-321-0456, or see me at Village Quilting. Thank you and I hope to be able to work with you on your quilting projects.

Laurie McCracken



Contact Us:

President
David Moran
dbm72764@gmail.com
479-236-6376

Vice President & Treasurer
Tina Lockwood
blpinc@me.com
479-751-4555

Secretary & Newsletter
Cindy Peter
cndstlptr@gmail.com
479-616-4400



Quilt Show Co-Chairs
Laura Speer
lspeerster@gmail.com
479-264-9792

Roberta Harris
robribs@att.net
479-756-5962

Programs/Workshops Chair
Volunteer for it!

Membership Chair
Mikki Stone
justquilting@sbcglobal.net
479-366-5959

Mail:
QUILT GUILD OF NW AR
PO Box 1364
Springdale, AR 72765

Calico Cutups Quilt Guild in Bella Vista is taking a bus to the Kansas City Regional Quilt Festival on June 13th and 14th. We have a few empty seats left on the bus and we would like to open it up to your guild to join us. I have attached an information sheet and flyer for you to share the information with your members. The price is \$125 and that includes a reduced 2-day admission price to the show. We have a block of rooms reserved at the Sheraton Hotel at the Convention Center, a short walk across a courtyard to the show. Room reservations need to be made directly with the hotel and are not covered by this price. A \$50 deposit is required to hold your place on the bus with the balance of \$75 due by May 15th. After that date, no refunds will be given.

We would love to have you join us for this fun event!

Please contact me if you have any questions or would like additional information.

Thank you.

Sharon Moravits
417-434-6943



BUS TRIP!

CALICO CUT-UPS IS HOSTING A BUS TRIP TO THE
KANSAS CITY REGIONAL QUILT FESTIVAL

JUNE 13TH AND 14TH, 2019

TRANSPORTATION, FEES AND ADMISSION TO THE SHOW
INCLUDED FOR \$125

LODGING \$88 / PERSON / 2 PERSON OCCUPANCY

\$50 DEPOSIT REQUIRED TO RESERVE SEAT.

REGISTRATION DEADLINE MAY 15TH.

FOR MORE INFORMATION OR TO REGISTER CONTACT

SHARON MORAVITS, 417-434-6943





Charming regional show displaying quilts in a striking setting with mountain views. Vendors, raffle quilt, silent auction. \$5. Miss Sue's Tea Room serving luncheon 10:30-2:00. \$8.
Vintage quilts also on display in historic buildings.

Sen. Ed Wilkinson Pavilion, 1050 Bell Park Road, Greenwood, AR 72936.

For more information or to enter a quilt, call 479-883-0254 or 479-806-1081

Find us on Facebook at <http://www.facebook.com/GreenwoodQuilts>

Sponsored by Alpha Delta Chapter, ESA.

Proceeds benefit South Sebastian County Historical Society.

Greetings from the Tenth Annual Airing of the Quilts in Greenwood, Arkansas! We extend a warm invitation to you and your guild members to visit our show May 3 and 4, 2019. We're attaching a flyer in hopes that you'll share it with your group.

Our show features beautiful quilts, showcased in a striking glass, stone and cedar building with views of the surrounding mountains, as well as vendors, a silent auction, and a raffle quilt. Nestled among the quilts is Miss Sue's Tea Room, a popular spot for a delicious lunch from 10:30 AM- 2:00 PM. Reservations are not required. Admission is \$5. The luncheon is \$8 (optional).

Greenwood rolls out the red carpet for our show visitors. The South Sebastian County Historical Society will showcase vintage quilts in historic buildings. Historic district visitors will enjoy a craft fair, Civil War re-enactors, a blacksmith, a woodcarver, dulcimer players, and costumed historical interpreters

portraying storied U. S. Marshals and citizens of days gone by. Enjoy our Redwine Pioneer Schoolhouse, 1848 Vineyard Cabin, Ole Barn and 1892 Old Jail. There's something for everyone and there is no admission fee, though donations are always welcome.

Greenwood is located just south of Fort Smith at the intersection of Highway 71 and Highway 10 Spur. We hope you'll come and enjoy our quilts, our quilters and our city's hospitality. For more information, please call Kay Voss at 479-883-0254 or Ann Akins at 479-806-1081.

Sponsored by Alpha Delta Chapter, ESA. Proceeds benefit the South Sebastian County Historical Society, a 501c3 corporation.