

# Q.U.I.L.T.

Quips

February, 2018

## SEW HERE WE GO!!!



### A message from our President

Hello All!

Well, here it is February and I know it's the shortest month of the year and I can't believe it's almost 1/2 over already! Makes me think that this year is going to go as fast as the last one. I hope everyone stayed safe and warm during the little bit of bad weather we had Saturday! It sure made driving to work at 4:30 am Sunday morning a lot

more interesting! But much like quilting, slow and steady will eventually get you there. I am trying to get back into the quilting groove, been working on a small baby quilt for a friend and have to have it done by Thursday. I'm quilting this one and while I'm just doing wavy lines, it seems to be taking a long time. But I'll get there.

This month the meeting is on the 22nd and is fiber artist, Dani Ives, and her work is great. We had samples at the last meeting and they were awesome. If you're interested in taking her class, contact Lori Jones for more info.

So, much like the month, I'm going to keep this short and sweet! Happy Valentine's Day everyone!

David

Q.U.I.L.T. MEETING:  
FEBRUARY 22ND  
6:30PM  
ST. THOMAS' EPISCOPAL  
CHURCH  
SPRINGDALE


FEBRUARY  
BIRTHDAYS  
BRING  
SNACKS

## TABLE OF CONTENTS

<b><i>Birthdays</i></b>	<b>2</b>
<b><i>Calendar of Events</i></b>	<b>2</b>
<b><i>Financial Report</i></b>	<b>3</b>
<b><i>Sunshine &amp; Shadows</i></b>	<b>3</b>
<b><i>Guild News</i></b>	<b>3</b>
<b><i>Guild Meeting Minutes</i></b>	<b>10</b>
<b><i>Guild Board Minutes</i></b>	<b>10</b>
<b><i>Area Events</i></b>	<b>11</b>
<b><i>Local Guilds &amp; Small Groups</i></b>	<b>12</b>



Pet Portrait by Dani Ives



The Q.U.I.L.T. Guild of Northwest Arkansas

# FEBRUARY MEETING



**SPEAKER:**  
**DANI IVES**  
"Fiber Artist"

Dani Ives is a self-taught fiber artist and founder of Good Natured Art. Her inspiration comes from a love of nature and science, which has an enormous influence on her work. Dani stumbled upon needle felting while pursuing a conservation education career. Over the course of a few years, Dani developed her distinct style of needle felting that she calls "painting with wool." With this style, instead of using paint and a brush, she uses wool fibers and a felting needle to create the effects of layering color, creating texture and depth. She strives to push the boundaries of this fiber art by creating animal portraits and botanical pieces that are packed with details and realism.

Dani has taught hundreds of students in workshops across the United States and internationally. Dani lives in Northwest Arkansas and is currently writing her first book.

## NEXT MONTH:

**SPEAKER: BETH HELFTER**  
"Trunk Show"

CONNECT WITH US



[quiltguildnwa.edublogs.org](http://quiltguildnwa.edublogs.org)



Q.U.I.L.T. Guild of Northwest Arkansas



NWA Quilters

## BIRTHDAYS



### February

Elizabeth Ray	3
Betty Blyholder	5
Sue Goldman	8
Valerie Doiel	8
Catherine Mantegani	12
Ann Marie Steeneck	15
Nora Krein	15
Cassie Robinson	18
Joe Ann Reaves	19
Denise Gelinas	25
Kate Allen	27
Doree Rice	27
Onetta Clark	29
Noreen Harmon	29

### FEBRUARY 22ND

"Fiber Art" presented by Dani Ives

### FEBRUARY 23RD

"Butterflies and Flowers"

workshop taught by Dani Ives

### MARCH 22ND

"Eva Paige Quilt Designs Trunk Show" presented by Beth Helfter

### MARCH 23RD

"Iced In" Workshop taught by Beth Helfter

### APRIL 26TH

"A Quilter's Life History" presented by Sandy King

# 2018CALENDAR

# FINANCIAL REPORT

## SUBMITTED BY JEANNE ROHDE

January 1, 2018 to January 31, 2018

<b>Raffle Account to date</b>	\$1,812.26
No activity	
<b>Ending total in Raffle Account</b>	<b>\$1,812.26</b>
<b>Money Market Account</b>	\$34,672.39*
Interest	\$7.36
<b>Total MM Acct</b>	<b>\$34,679.75</b>
<b>Checking Account</b>	\$4,569.35**
Income	
Program/Workshops	\$165.00
Membership	\$1,165.00
<b>TOTAL Income</b>	<b>\$1,330.00</b>
Expense	
Administration	\$81.93
Program/Workshop	\$407.59
<b>TOTAL Expenses</b>	<b>\$489.52</b>
<b>Ending Total in Checking Account</b>	<b>\$5,409.83</b>
<b>TOTAL OF ALL 3 ACCOUNTS</b>	<b>\$41,901.84</b>

\*\$34,666.74 ending from November 2017

\*\*\$4,869.09 ending balance from November 2017



**Q.U.I.L.T.**  
*Quips*

EDITOR SEARCH

I think she HAS BEEN FOUND! Pray it is so or I may be asking you! HA! Thank you Cindy Peter! (If anyone is interested, I am sure more than one person can be accommodated for this position!)

Continue to send your news to [cassiee1217@gmail.com](mailto:cassiee1217@gmail.com); Cindy is in training mode at this point. Thanks!

**SUNSHINE  
AND  
SHADOWS**

Jeanie Schneider passed away

Suzanne Kitrell recently suffered from blood clots on her lung

Mikki Stone broke her ankle

Amy Rollins' recently had gallbladder surgery and also has an ulcer





## Block of the Month:

Follow the example to make an 8 ½" x 8 ½" unfinished block to be entered in a drawing at the FEBRUARY MEETING.

You may enter up to FIVE (5) blocks for the drawing. Each block entered is counted as one (1) entry.

### Free Pattern : Scrappy Shamrock Block

Just in time for St. Patrick's Day, here's an easy-to-piece Scrappy Shamrock block. It's based on simple four patch squares with stitch-and-flip corners.



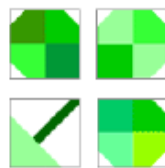
To make it even easier, we're using grosgrain ribbon for the stem -- you can also use a bias tape maker tool and create fabric stems.

### What size is it?

You can make this block any size you would like. Simply assign a size to each patch of the block. If you assigned 3" (finished) to each patch, the block would be 12x12" when completed. If you assign 2" (finished) to each patch, the block would be 8x8" when finished. For this example, we're going to make the quilt block 8x8".

### How is it made?

Let's first break the block into quarters:



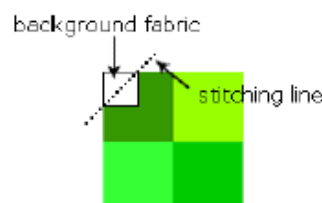
You can see that the "petals" of the shamrock are three identical blocks. Because this is a scrappy block, we're not going to strip piece this time. Gather up all of your green fabrics, and cut 2.5" squares -- for each shamrock block you make, you will need 12 squares. At the same time, cut one 3.5" green square and set aside.

Stitch your 2.5" squares into four patches, using a 1/4" seam allowance. Your four patches should measure 4.5" square:



For each Scrappy Shamrock block, cut nine 1.5" squares and one 4.5" square of your background fabric. Set aside the 4.5" square for the moment.

Take the 1.5" squares and add to three contiguous corners by aligning the raw edges, right sides together, and stitching diagonally across the background square:

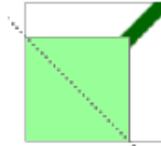




Flip background square back to stitching line and press carefully. Repeat for remaining two corners. Make three for each Scrappy Shamrock block you need.




The stem unit is next. We used grosgrain ribbon for the stem ... lay the grosgrain across your 4.5" background square and stitch down the edges using a matching thread, being careful not to stretch the background square.



Lay your 3.5" square of green over the stem, align raw edges and stitch diagonally. Fold back and press carefully.



Assemble three petal units and one stem unit for form your Scrappy Shamrock block:





**1) Create a block to be used as the center of your quilt.** Minimum size 12" per side, maximum size 16" per side. It CAN be rectangular! It can be pieced, appliqued, painted, a pretty panel, whatever you want as long as it fits in that size.

To the first meeting with your block, also bring any scraps, fat quarters, etc., that you would be glad to have included in future rounds. Those who work on your quilt CAN use those pieces or ignore them completely, their choice. Also include a note, if you wish, to specify any preferences, such as "do not use any cat fabric" or "you can use black if it works." But again, your preferences may be ignored. Part of the pleasure here is giving up control. Really.

**2) Border 1.** We'll exchange blocks at the meeting in February. There will be 4 borders added to the center block. The FIRST border may turn your block on point and add a border of up to 3" wide. OR if not turned on point, the first border may be up to 4" wide.

**3) Border 2.** Add a border up to 5" wide. Consider using different borders top/bottom different from left/right, or top/right different from bottom/left. Example: you might want to use 4-patches across the top and bottom, while using flying geese left and right. PLAIN unpieced borders are okay for one or more, too!

**4) Border 3.** Add a border up to 5" wide. Consider using applique or curves to break up linearity.

**5) Border 4.** Add a border up to 5" wide. This is the last added border. Consider how this border finishes the work.

As you can see, this is more like suggestions than rules. Size limits were put in simply to keep the finished tops a manageable size. Also, we emphasize having fun rather than following rules.

We'll exchange in February, April, June, August and October. In November we'll get the top with our block back and we'll show and tell. It will have 4 borders added to our block.

Here are some examples of Round Robin quilts:



These are square. They can also be rectangular.

Questions - contact Rachel Gilbert, [rmgilbert3@yahoo.com](mailto:rmgilbert3@yahoo.com), 479.761-0065

Q.U.I.L.T.



2018

## 2018 Participants:

**Group Parrot:** Helen Hefner, Cindy Peter, Patty Rodgers, Bob Harmon, & Roberta Harris

**Group Cardinal:** Glenda Stephenson, Rachel Gilbert, Lois Logan, Jeanne Rohde, & Lori Jones

**Group Hummingbird:** Diane Crandell, Barb Hamernick, Suzanne Kitrell, Natalie McCrory, & Georgiana Domingo

### HUMMINGBIRD:

FEB-CENTERS	GIVE CENTERS TO:	GIVE TO IN APRIL	GIVES TO IN JUNE	GIVES TO IN AUGUST	RETURN QUILT TO ORIGINAL OWNERS IN OCTOBER SHOW AND TELL IN NOV!
SUZANNE	BARB	NATALIE	DIANE	GEORGIANA	
BARB	NATALIE	DIANE	GEORGIANA	SUZANNE	
NATALIE	DIANE	GEORGIANA	SUZANNE	BARB	
DIANE	GEORGIANA	SUZANNE	BARB	NATALIE	
GEORGIANA	SUZANNE	BARB	NATALIE	DIANE	

### CARDINAL:

FEB	GIVE CENTERS TO:	GIVE TO IN APRIL	GIVES TO IN JUNE	GIVES TO IN AUGUST	RETURN QUILT TO ORIGINAL OWNERS IN OCTOBER SHOW AND TELL IN NOV!
GLENDA	RACHEL	LOIS	JEANE	LORI	
RACHEL	LOIS	JEANE	LORI	GLENDA	
LOIS	JEANE	LORI	GLENDA	RACHEL	
JEANE	LORI	GLENDA	RACHEL	LOIS	
LORI	GLENDA	RACHEL	LOIS	JEANE	

### PARROT:

FEB	GIVE CENTERS TO:	GIVE TO IN APRIL	GIVES TO IN JUNE	GIVES TO IN AUGUST	RETURN QUILT TO ORIGINAL OWNERS IN OCTOBER SHOW AND TELL IN NOV!
HELEN	CINDY	PATTY	BOB	ROBERTA	
CINDY	PATTY	BOB	ROBERTA	HELEN	
PATTY	BOB	ROBERTA	HELEN	CINDY	
BOB	ROBERTA	HELEN	CINDY	PATTY	
ROBERTA	HELEN	CINDY	PATTY	BOB	

# PAINTING WITH WOOL

## TAUGHT BY DANI IVES

Since 2013, Dani Ives has been exploring the needle felting technique of painting with wool. She likes to describe it as using nontraditional materials like wool fiber, linen, felt and a barbed needle to mimic traditional painting and drawing techniques. Her goal is to elevate the craft of needle felting and push the boundaries of this fiber art to be more revered as an artistic medium. So, she creates highly detailed pieces that often surprise viewers when they learn the medium is wool. Dani's work

consists mostly of animal and botanical pieces, and she draws upon her background in biology and conservation education to help bring her favorite subjects to life.

This workshop location is to be determined and will be held on Thursday, February 22nd, time and location to be announced.

Cost will be \$40 for members, plus an additional \$15 for the required kit. Please contact Lori Jones at [alliancelori@aol.com](mailto:alliancelori@aol.com) if you would like to attend.

FRIDAY, FEBRUARY 23RD

EMMANUEL LUTHERAN  
2901 E ZION RD #17,  
FAYETTEVILLE, AR

COST: \$45  
PLUS \$15 KIT



# Quilt Show 2019

Meeting at the Springdale  
Public Library on Monday,  
February 19th at 6:00 pm.



It is not too late to get your dues in for  
the 2018 year and still be in the  
directory!

Yes, the directory is delayed and will  
not be available until the March  
meeting - if you have not paid your 2018  
dues, please mail them in to Mikki  
Stone as soon as possible.

## SUPERSATURDAY SEW-IN Disappearing Four Square with Amy Rollins

Saturday, March 31st | First Presbyterian Church, Rogers | 9am - 3pm | \$10

email Amy Rollins to sign up: [bobkat1004@aol.com](mailto:bobkat1004@aol.com)

Supplies Needed: Basic sewing/quilting, 2 white charm packs & 2 color/print charm packs

### Color Wheel Flash Cards



3 of 4

#### Saturation

The intensity or purity of a hue. A color is fully saturated when it is at full strength with no white, black, or shades of gray added to it. Fully saturated hues can be strong and vibrant compared to the same color dulled with white, black, or gray. For instance, a fully saturated red will not have any hints of white, black, or gray added to it. A red that has some white added to create a softer red (think carnation pink) is lower in saturation because the purity of the red color is not as strong.

#### Secondary

A color produced by mixing any two primary hues in a system together in equal proportions.

#### Shade

Any hue mixed with black. Hues that are shaded are low in saturation (the intensity of the color is dampened by black) and appear to be darker in value. For instance, adding black to red will result in a dark, reddish-brown color; adding black to blue will result in a very deep, dark blue.

#### Tertiary

A color produced by mixing one secondary hue with one primary hue in equal proportions.





# ICED IN

## TAUGHT BY BETH HELFTER

This workshop will be held at Emmanuel Lutheran Church in Fayetteville on Friday from 9am to 3pm. Beth Helfter will be teaching the Iced In pattern by EvaPaige Quilt Designs. Cost will be \$30 for members, \$35 for non-members. Please contact Lori Jones at [alliancelori@aol.com](mailto:alliancelori@aol.com) if you would like to attend.

Supplies needed for this workshop are listed below:

**FRIDAY, MARCH 23RD  
9AM-3PM**

**EMMANUEL LUTHERAN  
2901 E ZION RD #17,  
FAYETTEVILLE, AR**

**COST: \$30 MEMBERS,  
\$35 NONMEMBERS**

### FABRIC

Baby/Wallhanging (52")

- 2 ½ yds background (black in photo)
- 2 ½ yds accent (white in photo)
- 1 ½ yds scraps (blue in photo); at least 24 different fabrics, 2 ½" square will be used

Full Quilt (76")

- Multiply all yardage by 1 ½

### OTHER

"Iced In" pattern by EvaPaige Quilt Designs - will be available in

class for \$8

### TOOLS

Sewing Machine & Extension Cord

Rotary Cutter - regular and pinking blade

Cutting Mat

Rulers: 3" to 4" x 12" long & 6" to 8" square

Iron and Ironing Board

Normal Sewing Supplies

### PRECUT INSTRUCTIONS

From background:

- Cut 16 7" squares, subcut diagonally
- Cut 8 5" squares
- Cut 64 2 ½" squares
- Cut 64 2" squares

From accent:

- Cut 24 5" squares, subcut diagonally
- Cut 8 5" squares
- Cut 16 3 ½" squares
- Cut 64 2 ½" squares

From prints:

- Cut 128 2 ½" squares


Diagonal quilt blocks = showstopping setting opportunities!

We'll use the Iced In pattern to create some blocks, using our own and maybe even other quilters' fabrics, then play with them to create endless setting options to make those quilts sparkle.

I often say when you buy a pattern, it's okay to change the fabric or setting to make it your own, so come challenge yourself to do just that! It's a fun day of learning a few new tips and hints and sewing with friends – and absolutely no cleaning the house! See you there!  
- Beth Helfter



52" Baby/Wallhanging



# GUILD MEETING MINUTES

SUBMITTED BY CINDY PETER

**Q.U.I.L.T. Guild Meeting**  
St. Thomas Episcopal Church, Springdale, AR  
Thursday, January 25th, 2018

## **Sunshine & Shadows:**

Suzanne Kittrell suffered blood clots on the lung.  
Amy Rollins had gallbladder surgery.  
Mikki Stone has a broken ankle.

\*Jeanie Schneider's cancer treatments were halted last week. She is now on hospice. She is weak, but would appreciate texts and cards.  
We are helping her complete her quilts. Any \$\$ donation for the quilter would be appreciated.

## **Membership:**

Tina Lockwood reported the current membership as of tonight is 62, as opposed to 178 last year. We have 5 new members: Georgina Domingo, Bobbie Mills, Rebecca Glidden, Norma Jones

## **Business:**

Please volunteer for the Newsletter position.

Super Saturday March 31 at First Presbyterian Church in Rogers: Disappearing 4-patch. Bring 2 charm packs of (white) and 2 packs of colors/prints.

April Wells delivered 51 quilts to the Children's Hospital, and several hats. There will be a Sit & Sew in the spring for more cuddly quilts.

Tina Lockwood is starting a Block of the Month, with the pattern supplied each month. The first block will be a shamrock. Finished block 8". Enter up to 5 blocks.

Rachel is organizing a Round Robin that can span up to 10 months. 5 different quilters will work on each set of blocks. Time allotted is two months per participant. The initial block should be between 12"-16" square or a rectangle 16"x10".

Doree spoke about Hidden Stitches.

The 2019 guild challenge for the quilt show is: Let's cuddle up with a good book!

## **Programs: Lori Jones**

There were some date & time discrepancies in the newsletter. The guild meets on the 4th Thursday of each month at St Thomas Episcopal Church in Springdale, and the workshops are on the 4th Friday following the guild meeting at Emmanuel Lutheran Church across from the Fayetteville Athletic Center on Zion Road.

The speaker for February will be Dani Ives, a wool fiber artist. The workshop on the 23rd costs \$45 + \$15 for the needle felting kit that includes the special needle for the work. No machine needed.

Joan Ballew will guide tomorrow's workshop presenting a new way to make t-shirt quilts.

Tonight's presentation was a collection of her works illustrating her journey through life. UP TO THE CHALLENGE. Roadblocks turned into a challenge. Quote: "Fill up your crayon box with creative ideas and tools, and let your creative child come out and play!"

Board meeting minutes was accepted by Charlotte Ralston and Lois Logan.

JANUARY 2018

# GUILD BOARD MEETING MINUTES

SUBMITTED BY CINDY PETER

**Quilt Guild Board Meeting**  
Wendy's, Springdale, AR  
Monday, January 8th, 2018

Present: David Moran, Kathy Garringer, Marty Stanchi, Roberta Harris, Lori Jones, Jeanne Rhode, Mikki Stone, Tina Lockwood

Kathy brought the Quilt Congress Box for storage. The congress was quite profitable. People like the breakout sessions.

Jeanne shared the financial report & expense sheet. The next expense will be Printer ink, paper, and stamps.

Lori reported that there has been too little response to the Kanzier workshops, so Kathy Kanzier will not be present for the January meeting. There is a possibility of swapping her date with another speaker's date later in the year. The quilt finishing classes will take the place of the Kanzier

workshops.

The National Quilt Museum in Paducah, KY, is asking for donations, but we are keeping our donations local.

Anyone wanting to advertise items for sale is welcome to buy an ad for the newsletter.

The Weather Policy for cancellations of monthly meetings will follow the closures by the Springdale school systems.

Tina is overseeing the transfer of our equipment from the old storage to the newer, larger storage unit.

Marty sees the need to cull the books we have in the library. Perhaps some of them could be sold. There remain quite a few VHS tapes.

JANUARY 2018

# AREA EVENTS



## *Calico Cut-Ups Quilt Guild Bella Vista, Arkansas 2018 Quilt Show*



### *"Blessed are the Piece Makers"*

Calico Cut-Ups Quilt Guild will hold our 2018 Quilt Show on April 13 and 14 at the **Bella Vista Assembly of God Church**, located at 1771 Forest Hills Blvd., Bella Vista, Arkansas. We hope you will be able to join us. Friday hours are 9:00 am to 6:00 pm, and Saturday hours are 9:00 am to 4:00 pm.

We will have so much for you to see and do! In addition to beautiful quilts, we will have:

- **Country Store and Boutique** with prices you will not see anywhere else.
- **FREE demonstrations** throughout the day.
- **Vendors!** There will be more than 15 vendors, all located in the gymnasium. You can shop till you drop without having to drive miles and miles.
- **Basket Walk & Silent Auction.** You won't want to miss this. There will be multiple baskets and silent auction items to tempt you. How about a "Night at the Movies" basket, or maybe a basket with a Fat Quarter bundle from one of our generous sponsors?
- **FOOD!** The ladies of the Assembly of God Church will be preparing some scrumptious food to keep you going. Be sure to stop by the kitchen for lunch.
- **Quilt Appraisals** will be offered by a Certified AQS Quilt Appraiser.



# LOCAL GUILDS & SMALL GROUPS



## Dogwood Quilters

**WHEN:** 1st Saturday of the Month, 9:30am - 3pm (bring a sack lunch)  
**WHERE:** First United Methodist Church, Siloam Springs

**WHO:** Suzy Mathews,  
 dogwoodquiltersguild@gmail.com



## Loose Threads

**WHEN:** 1st Wednesday of the Month, 9:30am  
**WHERE:** Washington Co. Extension Office, Fayetteville

**WHO:** Carla Gay,  
 479-305-8336



## Modern

**WHEN:** 3rd Tuesday of the Month, 6:30pm  
**WHERE:** Southside Church of Christ, Rogers

**WHO:** Elizabeth Ray,  
 nwamqg@gmail.com;  
 nwamqg.blogspot.com



## NWA Up in Arms Longarm Guild

**WHEN:** 2nd Wednesday of the Month, 1pm - 3pm  
**WHERE:** Southside Church of Christ, Rogers

**WHO:** Carol Osburn,  
 806-220-4007



## Pieces 'N Patches

**WHEN:** 1st Monday of the Month, 12:30pm (lecture); 3rd Monday of the Month, 10am (workshop)  
**WHERE:** First Presbyterian Church, Rogers

**WHO:** Denise Galinas,  
 dkgelinas@hotmail.com  
 or 479-531-2597



## Calico Cut-Ups

**WHEN:** 4th Monday of the Month, 1pm  
**WHERE:** First United Methodist Church, Bella Vista

**WHO:** Laurie Davis,  
 bobandlaurie14@gmail.com;  
 402-850-8742



## Sew Happy Quilters

**WHEN:** 2nd Saturday of the Month, 10am - 2pm  
**WHERE:** Harris Baptist Church, Elkins

**WHO:** Martha Brown,  
 479-387-8138 or  
 dardabrown@msn.com