

QUILT QUIPS

August 2019

LETTER FROM THE PRESIDENT

Well, here we are in August – really???? I know we hear this all the time, but time goes sooooo fast.

So, what did I get done this summer? Started (and haven't finished) the Moda Bake Shop "At the Seashore Quilt Along" (QAL). I hope by the time you are reading this that I have it done or almost done. My daughter gave me a bunch of beach-themed fabrics and I am using them with a lot of solids. The think I like about QALs is that you can use artistic license and substitute blocks that you choose not to make. There were two sun blocks and I decided to put in the crab instead.

I am also working on some Christmas gifts. I bought some Gingiber fabrics and a pattern while attending the June workshop. I am going to use the machine quilting ideas I learned in two QUILT workshops this year as well.

I also have had the pleasure of attending two quilt retreats. If you have never attended one, you should consider it. There is lots of sewing, eating, and fellowship.....wrapped up in a lot of laughter. I was able to meet quilters who are now also dear friends. I would love to tell you that you will finish lots of projects – well, some people do. I – on the other – well, I do finish parts of things while I enjoy everyone's company (with a nap and reading a bit of a good book as well).

We have three great speakers/workshops coming up. If you haven't signed up for the workshops – two of them are still available. Kudos to Lori, Therese, and Rachel for getting everything lined up. If you haven't had time to work on placemats for the Meals on Wheels holiday project – it's not too late! Thanks to Daphne for cutting all the batting for everyone. Last, but not least, I put out a call for donations for door prizes and thank you to everyone who brought something in.

Enjoy the rest of the summer plans. I'm looking forward to seeing you all at the QUILT meetings and workshops.

Laura



Super Saturday: August 24

Zipper pouches

Taught by Elizabeth Ray

: Requirements

(2) 7.5"x10" fabrics for outside

(2) 7.5"x10" fabrics for lining

Tip: you can piece together 4"x10" pieces of scraps.

(2) 1"x2" fabrics for covering zipper tape ends.

(1) 10-11" zipper (Elizabeth will sell white ones for \$0.50 each)

(2) 7"x10" pieces batting, soft and stable, fleece, or interfacing. Different weights will give different dimensions or drapes. Elizabeth will bring cotton scraps to use or bring your own.

Optional: (1) 4"x2" fabric for hanging loop

Sewing machine with zipper foot or a narrow foot

Coordinating thread for top stitching and joining the liner

12" ruler, rotary cutter, mat

Vendors for August Meeting

June Hutton - Work smocks/aprons

Holly Rye - Beaded fobs and zipper pulls

Crista Watson July Speaker:

Crista came all the way from Las Vegas to help us feel comfortable and accomplished quilters on our domestic machines! Divide and conquer! Anchor across, starting at the edge, working to the middle. Use straight lines, wiggly lines, fancy stitches, whatever it takes! When you get to the middle, turn it around, and here you have already covered half of the quilt! After



you've conquered the quilt with 1 inch to ½ inch lines, you will have a beautifully finished quilt! Well, that's what I got out of it, and I certainly was impressed at the simplicity of it!

Quilt Show

News!

We are moving right along on the subcommittees for the show. Here is what we have so far: *Quilt Show Committees* **Chair** – Barbara Hamernik, Co-Chair – Kathy Garringer **Layout Coordinator** – Kathy Turner **Small Quilt Auction** – Therese Ramsey and Adele Atha **Registration and Blog** – Daphne Maurer **Publicity** – Rachel Gilbert **Quilt Judging** – Diane Crandall **Quilt Check-in** – Natalie McCrory **Signage** – Suzanne Kittrell **Volunteers** – Joe Ann Reaves **Quilting Treasurers - Social Media** – Rachel Gilbert **Host for Speaker** – Rachel Gilbert **Country Store/ Boutique** – Sherri Shaw, Carry Stoltz, Suzanne Kittrell **Raffles Committee** – Denise Gilenas, Debbie Cobb **Ribbons** – Large Awards – Barb Hamernik **Children's Show** – Adele Atha **Vendors** – Roberta Harris **Financial Oversight** – Tina Lockwood **Program for Show** – Rachel Gilbert, Lori Jones, Theresa Ramsey



I would love for someone to help Therese and Adele with the Small Quilt Auction and Roberta with the Vendors. Due to health we are looking for someone to make the Children's ribbons. It runs somewhere between 15 to 20 generally and each entrant gets one. We need someone to handle the Quilting Treasurers. Not a hard job and can be done with working. Natalie did it last year and she said for her working a full-time job worked out just great.

We plan on having a meeting the Third Monday in October. Hopefully at the Springdale Library but can't schedule that quite yet. That meeting's topic will be the quilt categories. The date will be October 21st.

Let me revisit the week of the show.

- Sunday quilts get turned in. April 11, 2021
- Monday and Tuesday is the judging by 2 judges this year April 12 and 13, 2021
- Wednesday and Thursday is set up April 14 and 15 2021
- Thursday night is the April meeting at St Thomas Episcopal to announce the winners April 15, 2021
- Friday and Saturday is the Quilt Show. April 16 and 17, 2021

Should be a wonderful show and we have a wonderful Program for it. Stay tuned and be a part of this! The best times and the best friends come from spending time together being a part of the guild.

Barb Hamernik

Dresden Quilt Challenge (2021 Show)

For this challenge, participants are asked to create unique quilts using and inspired by the traditional Dresden Plate block. Eligible quilts must feature dresdens full or partial as a primary design element. Dresdens may include but not be limited to: partial plates or blades, pieced, appliquéd, fabric printed with Dresdens, single Dresdens, multiple Dresdens, etc.

This is for Q.U.I.L.T. of NW Arkansas's challenge for 2021. The quilt must be at least 30 inches across by 30 inches in length. It can be a maximum of 40 inches across by 40 inches in length. It also must be by definition a quilt with 3 layers; top, batting, and backing. Any technique to make the top can be used to convey the topic of the quilt.

Elizabeth Ray

QUILT monthly meeting info –

1. The “free” area is now the last set of chairs
2. Help setting up and end of evening is still needed – please come at 5:30pm to help set up
3. Charlotte Ralston will do the “tip of the month” – do you have something you would like share? Talk to Laura and get on the schedule.
4. Door prize donations are always welcomed!

Congratulations to those guild members who entered quilt items in the recent Benton County Fair. There were lots of beautiful quilts on display. Several guild members were recognized with special awards.





Mark your calendars!

Logan County Fair – August 14-18

Washington County Fair – August 20-24

Sebastian County Fair – August 21-25

Carroll County Fair-August 25 September 1

QUILT Monthly Meeting – August 22 – Judy Irish, speaker

QUILT Monthly Workshop – August 23 – Judy Irish, Threadplay

Super Saturday Sew In – August 24 – Elizabeth Ray, Creating small bags

Madison County Fair – August 25 – September 1

41st Annual Ozark Quilt Fair – September 14, Shiloh Museum, Springdale

Meals on Wheels Placemat Project

Batting & some fabric will be available at the August and September meetings. Please make placemats to share with the clients of Washington County Meals on Wheels. Placemats should be turned in by the October monthly meeting. We are collaborating with Modern Quilt Guild of NWA. We need at least 195 placemats.

**MACHINE QUILTING.....PLAIN AND FANCY
DAZZLING DOODLES ON THE DOMESTIC
MACHINE**

A machine quilting class for all levels




A machine quilting class that is fearless, fun, and easy. If you have felt frustrated and unsuccessful at machine quilting, try the dazzling doodle system. This class is great for all levels and abilities, with results that will surprise you. All you need is a machine with feed dogs that will lower, a free motion foot, some quilt sandwiches, thread, and you are set to go...

Judy Irish

360-403-4868

wildirishrows@yahoo.com



SUNSHINE

It's hot as blazes and no end in sight! Good news is that it's too hot to go outside so that's a great excuse to quilt in your nice air conditioned room.

Sheila Bayles is recovering nicely from her shoulder surgery and will soon be back to her longarm quilting.

A big "Thank You" from Lila Rostenberg for your love and support following her surgery.

She is recovering nicely and taking it one day at a time!

Raija Salomaa is still on an adventurous journey in pursuit of an answer to her condition.



She has been to Mayo Clinic again. She has had another possible TIA and we hope she will soon find some answers to the numerous tests she has undergone.

SHADOWS

Our sympathy for Sheri Shaw in the loss of her husband Kres. Our thoughts and prayers

for Sheri and her family. Kres was always there to help with set up and take down at our quilt shows.

Our sympathies to Natalie McCrory who lost her mother in Iowa. Our thoughts and prayers for Natalie and her family.

Kurt Moore recently celebrated his

beloved Debbie's life with a memorial service. Kurt told us she was an organ donor and lives on in other lives today. Debbie was a special lady who always had time for others. She and her mother Stella chaired three quilt shows even though she wasn't even a quilter at the time! Debbie will also live on and hold a

special part in the lives of all of us who knew and loved her. Our thoughts and prayers for Kurt and Stella.

If you have a Sunshine or Shadow please let me know so we can send a card as well as let your quilting friends know. Hug those you love and enjoy each day.

Joe Ann Reaves

Fun and Games

You're sewing along when.....

- You sew over your finger.
- The zombie apocalypse occurs!
- You get an urge for chocolate - get up to find some and discover that someone has baked brownies....how can you resist?
- The doorbell rings and the dogs go crazy...it's a pizza delivery! But not yours - for the neighbors with a similar address.
- You realize your bobbin ran out right after you started sewing a border on the long side of your quilt. RATZ!
- Someone drops on to say hi and stays 3 hrs.
- A cat decides that the top of the machine would make a nice bed.
- You feel the 7.1 earthquake in Ridgecrest and you make sure you still have a scant 1/4" seam.
- You have to stop and fix dinner.



BIRTHDAYS!

Leslie Jones	Aug	2
Charlotte Ralston	Aug	3
Cheryl Mitchell	Aug	7
Sharon Holladay	Aug	10
Peggie Whalen	Aug	10
Alison Owen	Aug	11
JoeAnn Conlon	Aug	12
Sheena Johnson	Aug	12
Laura Speer	Aug	15
Leeanna Walker	Aug	15
Suzanne Kittrell	Aug	17
Kathy Russell	Aug	17
Janet Rice	Aug	25
Paula Mariedaughter	Aug	28
Jan Murray Brown	Aug	30
Diana Springer	Sep	1
Janet Noble	Sep	5
Debbie Corter	Sep	12
Carolyn Del Rio	Sep	13
Jo Anne Doshier	Sep	13
Glenda Stephenson	Sep	14
Sharon Phillips	Sep	15
Lois Logan	Sep	16
Norma Burns	Sep	20
Linda Dizney	Sep	20
Katha Carter	Sep	21
D'Ann Whittle	Sep	22
Diane Crandell	Sep	23
Carla Lesley	Sep	25
Cindy Peter	Sep	25
Sandy Johnson	Sep	30



**Hill 'N Hollow
Quilters Guild**

presents

Autumn in the Ozarks

October 17-19, 2019

**Thursday & Friday
9am-4pm**

**Saturday
9am - 2pm**

**Admission - \$5
(Under 12 Free)**

**Pre-Admission Purchase \$4
each for groups of 10 or more
Contact Margie Dotson
870-405-5706 or
piglady117@yahoo.com**

**FREE PARKING
HANDICAP ACCESSIBLE**

**For more information:
www.hillnhollowquilters.com**

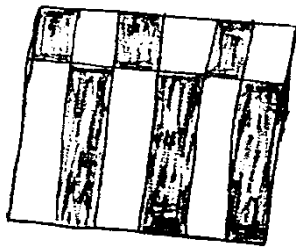


CAMP EGAN RETREAT – October 11, 12, 13

It's coming, folks! We are so happily looking forward to Retreat at Camp Egan, Oklahoma, in October! It's a lovely setting in the middle of nowhere, with a creek behind us, the woods around us, someone to cook and serve and clean up our meals for us!

The sleeping is a luxurious 3-bed motel style, and the sewing room at the end of the hall is nearly half of it! So we have plenty of room for sewing, showing off, cutting, chatting, ironing and unsewing all we want to. There will be a block exchange, fat quarter craps, and gift exchange..Dirty Santa style.

Contact Diana Springer or Amy Rollins for the details.



Super-Saturday Sew In

"Artfully Done" (Quilt Design from Amy Walsh)

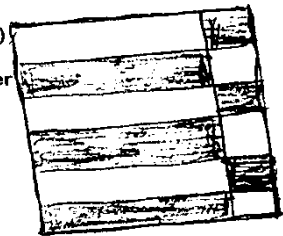
Presented by **Jan Murray Brown**, QUILT member

Saturday, September 21, 2019, 9:00-3:00

First Presbyterian Church

1901 South 26th Street

Rogers, AR 72758



To make quilt 84.5" square, bring 34 fat quarters, to make 17 two-color combinations
OR cut from each print six strips 2.5" x 21" OR bring scrappy strips and PLAY!
(For more information, contact Amy Rollins or Jan Brown.)

Bring your usual quilting stuff: sewing machine, thread, mat, rotary cutter, little iron, etc.

